

Living up to Life

Leica
MICROSYSTEMS

Leica DMi1

Designed for Cell
and Tissue Culture

JUST RIGHT –
SMART CHOICE

Technical Data



Leica DMi1 System Diagram

Stage inserts



 Stage Insert, 5mm Opening 11 526 114
 Stage Insert, 10mm Opening 11 526 115
 Stage Insert, 20mm Opening 11 526 116
 Stage Insert, 40mm Opening 11 526 117

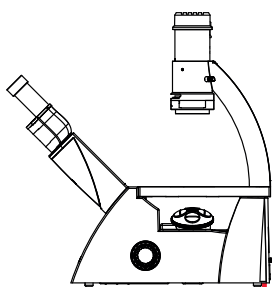
For additional stage inserts see "Live on Stage" brochure

Additional Accessories

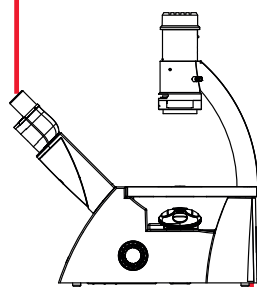
Dust cover 11 526 123

Eyepieces

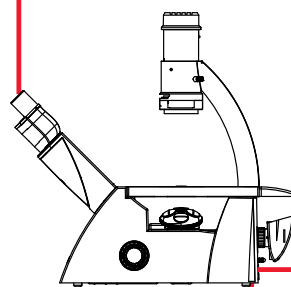

 13 613 530 10x/20 Non-focusing
 13 613 532 10x/20 Focusing



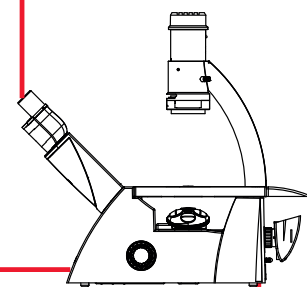
Leica DMi1
 with fixed stage,
 with fixed eyepieces,
 with stage insert, 20 mm opening
 11 526 201



Leica DMi1
 with fixed stage,
 without eyepieces,
 with stage insert, 20 mm opening
 11 526 200




Leica DMi1
 with fixed stage,
 without eyepieces,
 with Leica MC120 HD digital camera,
 with stage insert, 20 mm opening
 11 526 206



Palm/Foot Switch
 for digital camera
 12 730 229

Leica DMi1
 with fixed stage,
 without eyepieces,
 with Leica MC170 HD digital camera,
 with stage insert, 20 mm opening
 11 526 203

Objectives


 Hi PLAN 4X/0.10 11 506 226
 N PLAN 5X/0.12 PH0 11 506 303
 Hi PLAN I 10X/0.22 PH1 11 506 271
 Hi PLAN I 20X/0.30 PH1 11 506 272
 Hi PLAN I 40X/0.50 PH1 11 506 369
 Hi PLAN I 40X/0.50 PH2 11 506 273

Further objectives on request

Filters

 Green Filter with handle 11 526 125
 Yellow Filter with handle 11 526 126
 Yellow Filter in mount for slider 11 526 127

Condensers

 11 526 118
 Condenser S 40/0.45

 11 526 119
 Condenser S 80/0.30


Object guide


 11 526 124
 Object guide
 with rack structure

 11 521 248
 Object guide DM IL


PH Slider


Condenser S40/0.45

 11 526 113
 4 position light ring slider





 11 526 111
 2 position light ring slider

Condenser S80/0.30

 11 526 112
 4 position light ring slider

 11 526 110
 2 position light ring slider

Holding frames

 Universal holding frame M 11 533 041
 Universal holding frame MX 11 520 689
 Holding frame f. Microtitter-Plate 11 520 589
 Holding frame f. Terasaki 11 520 585

For additional holding frames see "Live on Stage" brochure

Leica DMI1 Product Features

TRANSMITTED LIGHT ILLUMINATION

- 5W LED illumination with up to 20 years life cycle (40 working hours / week), offers wide power range from 110–240V / 50–60Hz
- Automatic intensity adjustment of illumination to phase contrast and brightfield
- 2 hour auto-off for enhanced safety and extended life cycle
- Illuminated on / off switch
- Constant color temperature, no flash or color changes
- No heat development, ideal environment for specimens

PHASE CONTRAST

- For all magnification levels between 5x and 63x
- For all Leica DMI1 condensers
- No installation or adjustment required

CONDENSER MOVEMENT MECHANISM

- Simple exchange of S40 for S80 condenser within a few steps
- No need for removal of the whole illumination arm

S40 / 0.45 CONDENSER

- High resolution for clear distinction of adjacent cell structures
- Up to 50 mm working distance

S80 / 0.30 CONDENSER

- 80 mm working distance with N.A. 0.30
- Allows the use of large flasks without sacrificing optical quality

DIGITAL HDMI CAMERA VERSION

- 2.5 or 5 megapixel camera
- Camera mounted on the back of the stand provides clear view of specimens
- Integrated C-mount, no trinocular tube needed
- HDMI port to connect directly with HDMI monitor, no need for a PC
- SD card for immediate storage of images / movies and easy transfer
- LAS software core version for basic analysis and annotations on connected PC

DESIGN AND STABILITY

- Durable stage extends life of microscope
- Rugged all-metal base and low center of gravity provide a stable platform to maintain cell viability
- Space-saving design
- Plenty of room for access to sample
- Low stage height

COMPATIBILITY

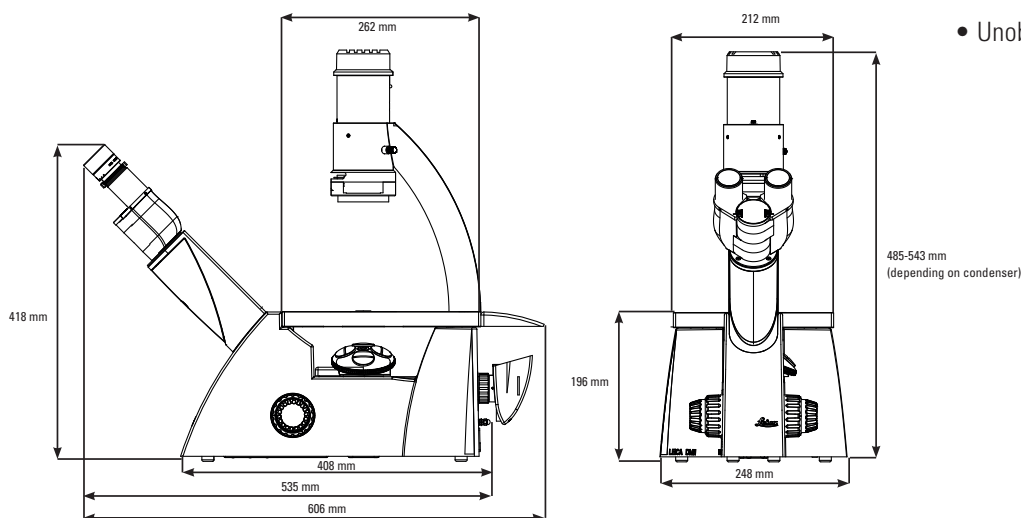
- Compatible with Leica DM IL components: objectives, eyepieces, condensers, object guides, and accessories
- Offers flexibility and cost savings by using existing Leica components across platforms

OUTSTANDING OPTICS

- HC optics, compatible with high-end components
- Field of view: 18 mm or 20 mm

ERGONOMICS

- Simple and intuitive operation
- Ergonomic design suitable for daily use
- All controls are easy to reach
- Unobstructed view of the specimen



The statement by Ernst Leitz in 1907, “With the user, for the user,” describes the fruitful collaboration with end users and driving force of innovation at Leica Microsystems. We have developed five brand values to live up to this tradition: Pioneering, High-end Quality, Team Spirit, Dedication to Science, and Continuous Improvement. For us, living up to these values means: **Living up to Life.**

LIFE SCIENCE DIVISION

The Leica Microsystems Life Science Division supports the imaging needs of the scientific community with advanced innovation and technical expertise for the visualization, measurement, and analysis of microstructures. Our strong focus on understanding scientific applications puts Leica Microsystems’ customers at the leading edge of science.

YOUR LOCAL DEALER

SPECIFICATIONS

Optical system	• Infinity corrected (HCS)
Power	• Input: 100–240V AC, 50/60Hz • Output: 5V DC
Contrast methods	• Transmitted light: Brightfield, Phase Contrast
Transmitted light axis	• Integrated 5W LED illumination manual adjustment of – Brightness – Aperture diaphragm – Automatic power shutoff (adjustable)
Tube	• With fixed eyepieces FOV 18 • For exchangeable eyepieces FOV 20
Focus	• Coarse and fine focusing, travel range 9 mm, min. adjustment: 2 µm
Objective nosepiece	• Manual, 4 position, for objectives with M25 thread
Stage	• Fixed stage: (LxW) 262 mm x 212 mm • Attachable object guide for fixed stage (option)
Condenser	• S80/0.30 condenser or • S40/0.45 condenser (interchangeable)
Phase contrast slider	• 2 position slider (BF/PH1) for S40 or for S80 condenser • 4 position slider (BF/PH0/PH1/PH2) for S40 or for S80 condenser
Camera	• Leica MC120 (2.5 megapixels) • Leica MC170 (5.0 megapixels)

Active worldwide		Tel.	Fax
Australia · North Ryde	+6	2 8870 3500	2 9878 1055
Austria · Vienna	+43	1 486 80 50 0	1 486 80 50 30
Belgium · Diegem	+32	2 790 98 50	2 790 98 68
Canada · Concord/Ontario	+1	800 248 0123	847 236 3009
Denmark · Ballerup	+45	4454 0101	4454 0111
France · Nanterre Cedex	+33	811 000 664	1 56 05 23 23
Germany · Wetzlar	+49	64 41 29 40 00	64 41 29 41 55
Italy · Milan	+39	02 574 861	02 574 03392
Japan · Tokyo	+81	3 5421 2800	3 5421 2896
Korea · Seoul	+82	2 514 65 43	2 514 65 48
Netherlands · Rijswijk	+31	70 4132 100	70 4132 109
People’s Rep. of China · Hong Kong	+852	2564 6699	2564 4163
People’s Rep. of China · Shanghai	+86	21 6039 6000	21 6387 6698
Portugal · Lisbon	+351	21 388 9112	21 385 4668
Singapore	+65	6550 5992	6564 5955
Spain · Barcelona	+34	93 494 95 30	93 494 95 32
Sweden · Kista	+46	8 625 45 45	8 625 45 10
Switzerland · Heerbrugg	+41	71 726 34 34	71 726 34 44
United Kingdom · Milton Keynes	+44	800 298 2344	1908 246312
USA · Buffalo Grove/Illinois	+1	800 248 0123	847 405 0164

